

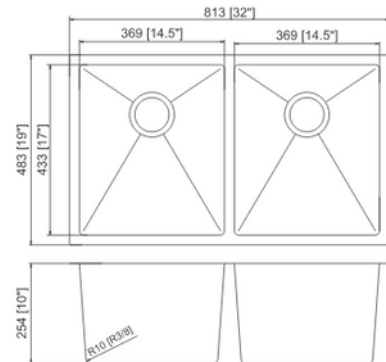


HANDCRAFTED DOUBLE BOWL BLACK SINK

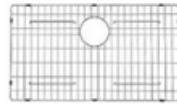


DIMENSIONS

32" x 19" x 10"



INCLUDED ACCESSORIES



GRID



STRAINER

SURFACE FINISH

BRUSHED SATIN FINISH

DRAIN HOLE SIZE



CORNER PROFILE



RADIUS 10mm

INSULATION

COATED + RUBBER PADS

BOWL DEPTH



INSTALLATION OPTIONS



UNDERMOUNT

MATERIAL

Premium 18 gauge stainless steel with 18/10 chrome-nickel content. The 18% of chrome content provides durability, maximum protection against rust and a beautiful satin finish. The 10% of nickel content provides excellent strength and hardness.

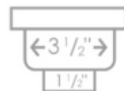


18 GAUGE STAINLESS STEEL

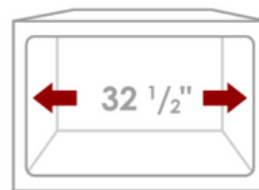
PRODUCT DIMENSIONS

Overall Dimensions	32" x 19" x 10"
Internal Dimensions	30" x 17" x 10"
Left Basin	14.5" x 17"
Right Basin	14.5" x 17"
Drain Opening Size	3 1/2"

LUXURY BASKET STRAINER



CABINET SIZE



MINIMUM INTERNAL SIZE

GARBAGE DISPOSAL

TOPAZ sinks have on standard 3 1/2" drain opening that can fit any garbage disposal unit. The sink structure is well designed to withstand any heavy garbage disposal unit.



WARRANTY

This product is covered by a limited lifetime warranty. Consult our website for complete details.

STANDARDS COMPLIANCE

cUPC certified
ISO 9001 certified

PRODUCT CARE

Rinse and dry your sink with a clean soft cloth, working with, not a cross, the grain. We recommend the use of a mild solution of water and vinegar to remove any mineral deposits that may have built up on your sink.

Use mild non-abrasive liquid cream cleaners that do not contain chlorine, sodium hypochlorite or hydrochloric acid to help maintain the original appearance of your sink. Ensure that you thoroughly rinse your sink and wipe it dry. We recommend the use of a stainless steel grid that fits inside the bottom of the sink bowl and protect the sink from scratches.